

SOLVE TOGETHER REAL-WORLD DATA PLATFORM

Far beyond a “registry,” rather, a
Real-World Data (RWD) repository and integrator
designed to
Accelerate Collaborate Research for ME/CFS & Long COVID




Solve M.E.



SOLVE TOGETHER REAL-WORLD DATA PLATFORM

Accelerating collaborative research for ME/CFS & Long COVID

Clinical Research by Design

- 
- o **Parent protocol: an observational study**
(<https://clinicaltrials.gov/study/NCT04806620>)
 - o **Covered by a central IRB**
 - o **Flexibility to add sub-studies**
 - o **Positioned for multi-site trials**
 - o **Staffed with a Clinical Data Coordinator**



Solve M.E.



SOLVE TOGETHER REAL-WORLD DATA PLATFORM

Accelerating collaborative research for ME/CFS & Long COVID

RWD Integration

- o Patient-Reported Outcome (PRO)
- o Electronic Health Record (EHR)
- o Activity Tracker/Wearable Data
- o Opportunities to include patients with severe diseases




Solve M.E.



SOLVE TOGETHER REAL-WORLD DATA PLATFORM

Accelerating collaborative research for ME/CFS & Long COVID

Customizable

- 
- o **Handles any types of trial endpoint data**
 - o **Dynamic surveys to capture participants' most current (instead of only historical) conditions**
 - o **Open to receive most types of wearable data**



Solve M.E.






SOLVE TOGETHER REAL-WORLD DATA PLATFORM

Accelerating collaborative research for ME/CFS & Long COVID

Precision to the Next Level

- 
- o **Participants profiled by clinical diagnostic instruments (DePaul Symptom Questionnaire)**
 - o **Individual symptom-level data enables precision phenotyping**
 - o **Better elucidate responders vs non-responders**
 - o **Expedite trial planning, initiation, and targeted recruitment.**



Solve M.E.






SOLVE TOGETHER REAL-WORLD DATA PLATFORM

Accelerating collaborative research for ME/CFS & Long COVID

Empowering Patients

- 
- Consolidate multi-source health information, including EHRs, wearables, and screening questionnaires
 - Automated reports for sharing with clinicians
 - User-friendly app to track and pace daily energy usage/spoons
 - Opportunities to join clinical studies
 - Two-way dialogues with researchers to inform and be informed of clinical trial design/implementation



Solve M.E.



SOLVE TOGETHER REAL-WORLD DATA PLATFORM

Accelerating collaborative research for ME/CFS & Long COVID

Easy to Join



Patient-facing demo for
Solve Together:
<https://www.youtube.com/watch?v=Sw684fUXGhI&t=1470s>



Solve M.E.