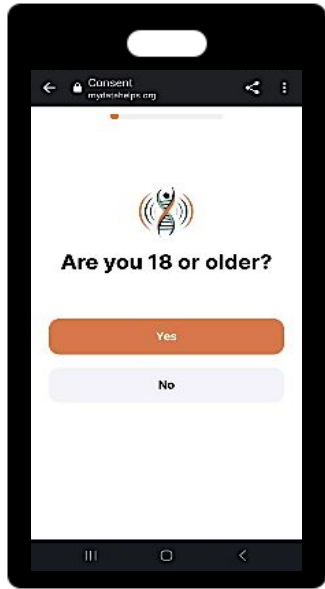
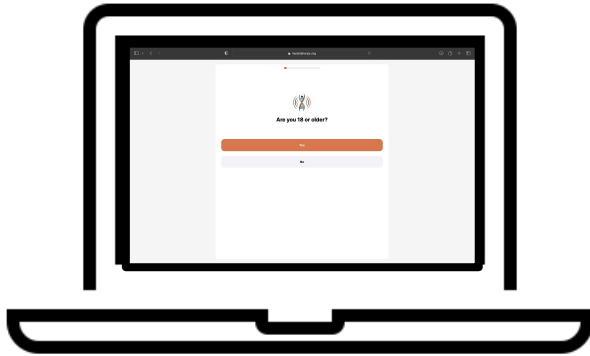


Solve Together Quick Start Guide



Mobile Version



Web Version

STEP ONE:

Consent Process:

This is done by using the following link:

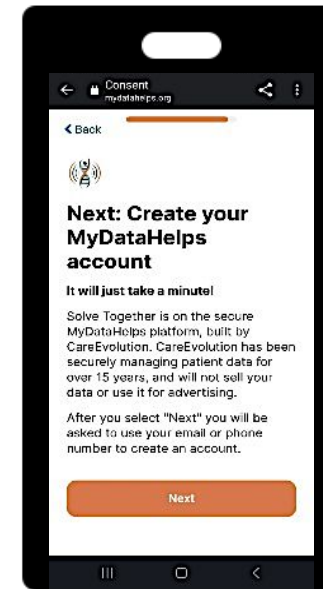
<https://mydatahelps.org/e/MDRSNK/Consent>

STEP TWO:

Create MyDataHelps Account:

Please note that if you use the same email address from You + ME to sign up for Solve Together, the system will automatically recognize your profile.

Otherwise, you can proceed with making a new account.



Mobile Version



Web Version

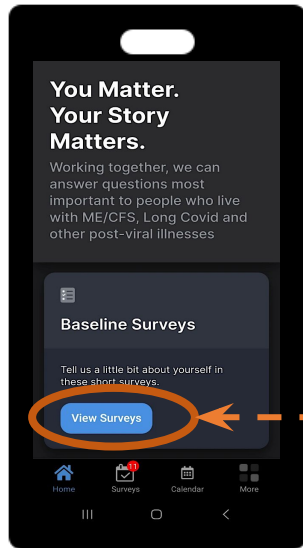


Solve M.E.

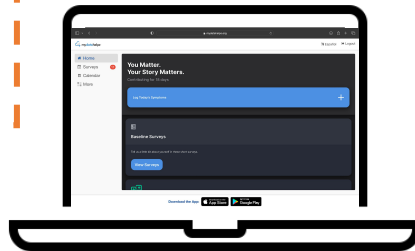
Once you have logged in, you will have access to the following features within the application...



HOME PAGE



Mobile Version



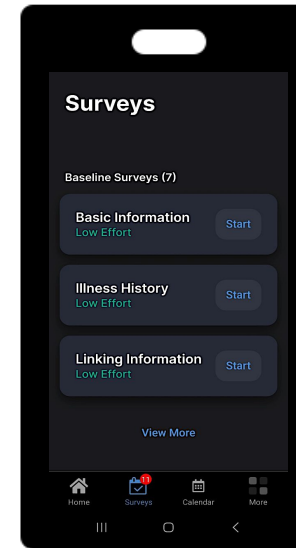
Web Version

You can:

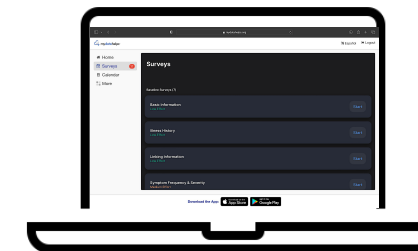
- Fill Out Surveys
- Connect Devices
- Complete Symptom Logs
- Connect Health Records
- Access Resources
- Invite a Friend
- Access Frequently Asked Questions

The best way to initiate your Solve Together journey is to complete the Baseline and One-time Surveys.

SURVEY PAGE



Mobile Version



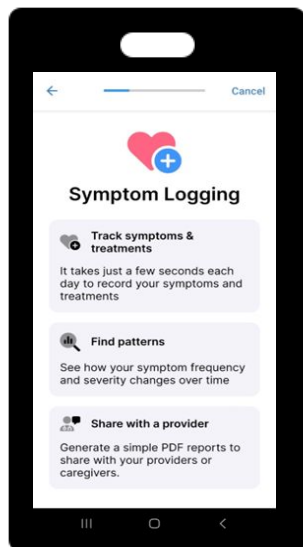
Web Version

You can:

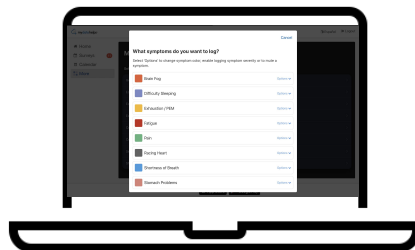
- Fill out Baseline Surveys
- Complete One-Time Surveys

Filling out surveys will help Solve connect you with research studies.

SYMPTOMS TRACKING PAGE



Mobile Version



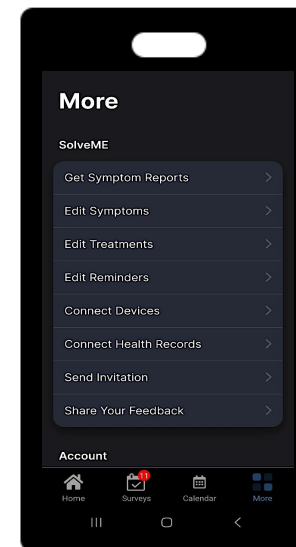
Web Version

You can:

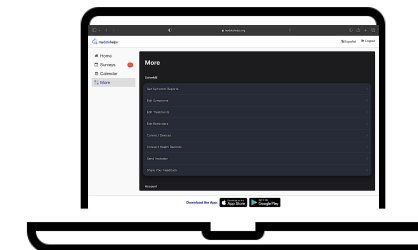
- Complete/Configure Symptom Logs
- View Monthly Calendars

The Symptom Logging page can be used to monitor your symptoms/treatments as frequently as you prefer.

MORE PAGE



Mobile Version



Web Version

You can:

- Get Symptom Reports
- Edit Symptoms
- Edit Treatments
- Edit Reminders
- Connect Devices
- Connect Health Records
- Send Invitations
- Share Your Feedback
- View/Update Your Account